

Finance Led Digital Transformation

During the first two weeks of the month FP&A professionals gather data sets, reporting, budgeting and forecasting in Excel for discussion with the top management. They have no time left to turn data into insights, or bring numbers to life. CFOs want better understanding of the analysis they receive and they want it simplified. Digitizing FP&A enables finance teams to spend more time on analysis and better decision making rather than simply relying on instincts and experience.

PLAN EDGE is an AI-powered, Digital FP&A platform that provides instantaneous insights throughout the year with cognitive, machine learning capabilities and predictive analysis on past, present and future performances. It allows CFOs to connect their planning exercise with people across divisions. The solution contributes directly to better planning, and more agile decision making across the board.



95%

CFOs believe that finance function must possess better technology capability.



1/2

Finance leaders reported technology will impact the overall enterprise business model.



89%

FP&A process can be automated, leaving time for strategic tasks.



43%

FP&A process currently automated by Finance Teams

*2019 CFO Survey Report by Grant Thornton



BUDGETING

- Automate updating of Budgeting models
- Seamlessly connect to multiple sources
- Real-time Simulations to view financial impact



PLANNING

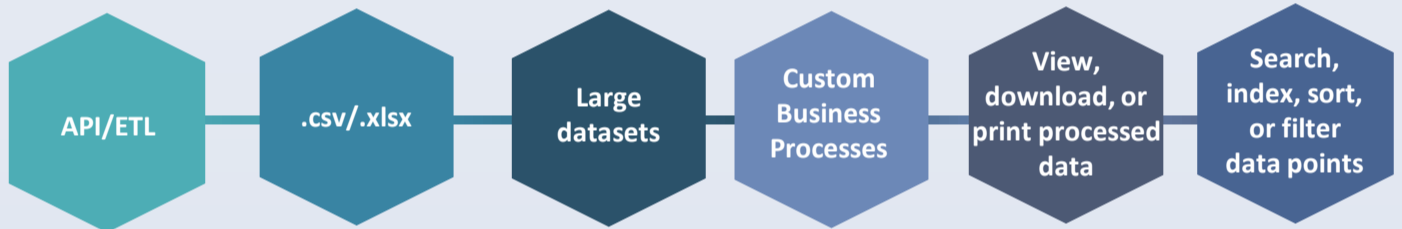
- Eliminate spreadsheets for users across departments
- Automate cost management models
- Web-based Solution delivered on Cloud



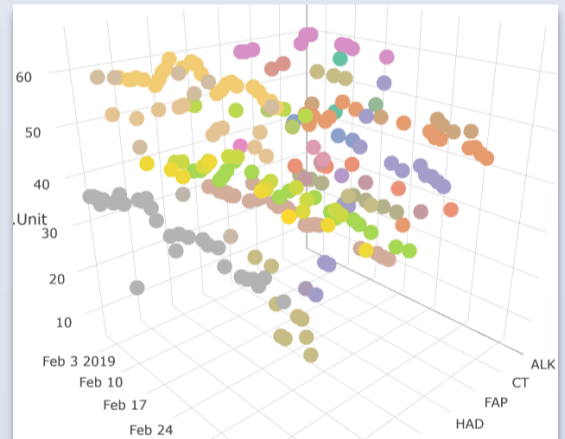
ANALYSIS

- Interconnected users enable interconnected data
- Visualize data in responsive charts, 2D and 3D
- All computations done in-memory, & in real-time

Flexible Data Handling



Features



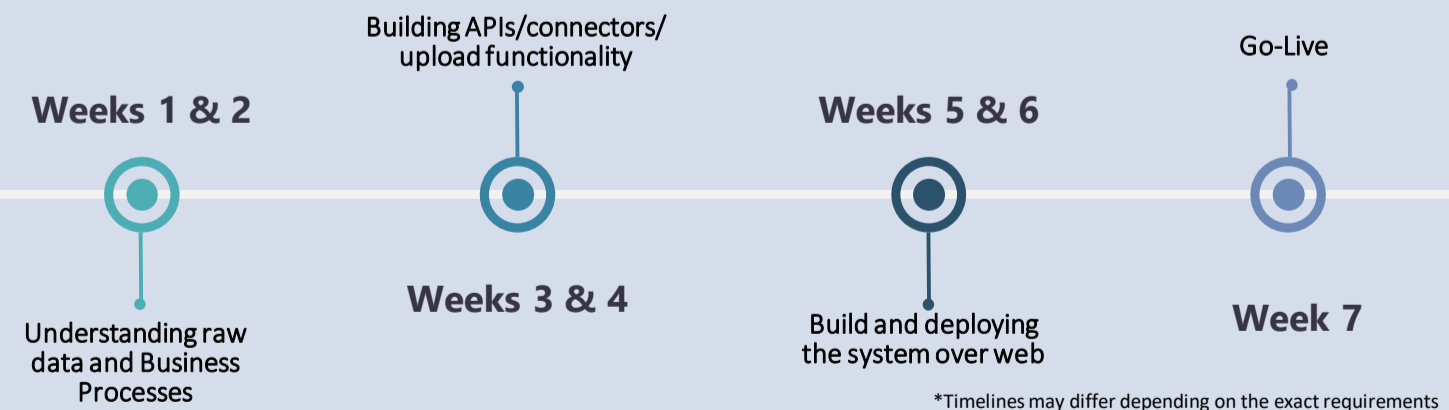
Real-time Simulations

- Slider based real time simulations with all calculations done in-memory
- Several Inputs available for simulating with outputs seen varying in real-time

Interactive Visualizations

- Simple and drilled down bar charts
- 3D charts for deeper insights into data
- Responsive and Interactive Charting, Built using the latest technologies, downloadable as images

Timelines



6+

Countries from which Risk Edge served its clients



Fast

Implementation done Right



Latest

Technology used to build customized solutions



Computations

done in-memory in real time

Our Clients

